

BILLENNIUM VISUAL

CRAWLER TELESCOPIC SPIDERBOOM



PATENT PENDING

B1570



SOSEQUIMENT

VENTE | LOCATION | SERVICE | TRANSPORT

1-833-360-3330 | INFO@SOSEQUIMENT.CA

ALMACRAWLER

BILLENNIUM B1570 VISUAL

VERSATILITY
EFFICIENCY
CREATIVITY
AGILITY

The Billennium Line features morphologically unique models to provide a superior user experience and greater market adaptability for the real needs of the rental and end-users sector alike.

The new Line is characterized by its unique automatic stabilization systems. There are two different types of stabilization: VISUAL with a single fixed area and the innovative Quick-PRO, a fully automated stabilization system with six different combinations.

*A new concept
for working at height...
The SpiderBoom!*



15mt.



DISPLAY


LED



Available on all models: LED or DISPLAY radio or remote controller. Both versions have been designed to be user-friendly and allow proportional joystick driving.

CONTROL
DEVICE

TASKET
RESIZABLE BASKET
DISMOUNTING NOT REQUIRED



A resizable basket that allows the operator to manually extend the basket sideways.

The Tasket Basket by AlmaCrawler is the only two-operator basket that does not require disassembly to go through narrow passages, extending from a minimum width of 0.78 m to a full 1.20 m.

XXL

ULTRA EXTENDABLE
UNDERCARRIAGE
SIZE "XXL"



With a width of 1,39 m, a length of 2.15 m and a height of 0,47 m, these tracks are the longest and widest on the market.

Their size increases the operator's safety when travelling over rough and sloping terrain.

ATS

AUTOMATIC
TENSIONER
SYSTEM

The track tensioning system is a hydraulic cylinder directly connected to and controlled by the main hydraulic system.

The system creates **ZERO MAINTENANCE** because it ensures the constant and correct tensioning of the track itself.



The SPS system is what allows the use of the Billennium Spiderbooms even without lowering the stabilizers, levelling longitudinally up to a maximum of 10° with a maximum working height of 8,6 m.

This is made possible by the seamless technological mix of proactive and dynamic levelling, the XXL undercarriage and an automatic hydraulic longitudinal levelling of the basket.



SPS

SELF-PROPELLED
SKILL SYSTEM

PATENT PENDING

EXTRA
OUTREACH



This system calculates the stabilization area in real time by measuring the angle of descend of each individual stabiliser in order to optimise the operational outreach performance over the entire working area up to an extra 0.5 m.

AWP

ADAPTIVE
WORKING
PERFORMANCE

PATENT PENDING

Technical data

	ETS
Max working height	14,80 m
Max height basket floor	12,80 m
Moving height	8,60 m
Max outreach (load 80 kg)	9,80 m
Max outreach (load 140 kg)	8,60 m
Max outreach (load 200 kg)	8,00 m
Max outreach (load 230 kg)	7,7 m
Rotation angle	+/- 190°
Basket size	1,4 x 0,74 m
Basket rotation angle	+/- 70°
Max basket capacity	230 Kg
Length in stowed position (with detached basket)	4,90 m (4,20 m)
Min width in stowed position	0,79 m
Working width on tracks	1,39 m
Min height in stowed position	1,98 m
Longitudinal leveling by SPS	+/- 10°
Max lateral inclination with SPS	+/- 5°
Max gradeability	20°
Max side gradeability max. width (min.)	+/- 10° (+/- 5°)
Stabilisation area	2,49 m x 4,08 m
Stabilization	Automatic
Drive speed (fast)	2,5 Km/h
Drive speed while at height	0,4 Km/h
Non-marking tracks	Yes
Cable Remote LED Consolle or DISPLAY Consolle	Yes
ATS, AWP, SPS	Yes
Removable pads	Yes

Weights

Total weight	~2550 Kg
--------------	----------

Power

Main Power Source	Honda iGX390 7.0 kW (9.4 HP) @ 3600 rpm
Hydraulic gearmotors	Yes
Electric gearmotors	No
N°2 battery charger 20Ah-48 V	No

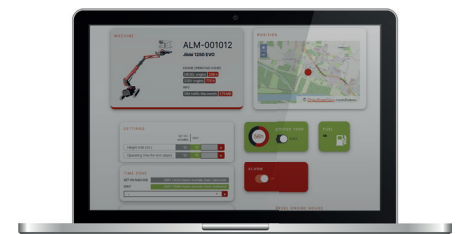
Extras - On Demand

Tasket Basket	0,78 (1,20) x 0,70
Wide Basket	No
Motore Hatz 1B40 Diesel Engine	6.8 kW (9.3 HP) @ 3600 rpm
Electric pump 220V-2,2KW / 50Hz (Weight +30 Kg)	Yes
Radio remote display or led control	Yes
Arctic lubricant for cold climate	Yes
Winch Kit Series 200 kg	Yes
Anticollision System	Yes
Customized powder coating (One Special Colour + BLACK 9005)	Yes

AWP

ADAPTIVE WORKING PERFORMANCE

PATENT PENDING



Simplify and centralize the management of all after-sales activities, spare parts purchasing and warranty procedures.

Providing 24/7 access to all technical documents and tools for daily management.

Manage all your ALMAC products in one single online portal.

MYALMAC CONTROL PANEL

WINCH KIT

200 kg

The B1570 can be fitted with the standard AlmaCrawler Winch Kit.

Featuring quick release, it can be easily installed by removing the basket. With a maximum capacity of 200kg and a 25m long cable, this accessory allows you to use the machine for extraordinary jobs.

It is used with the same controller, no need for extra kits and is fully interchangeable between the BT Line and JT Line, maximising use!

 **SOSEQUIPMENT**

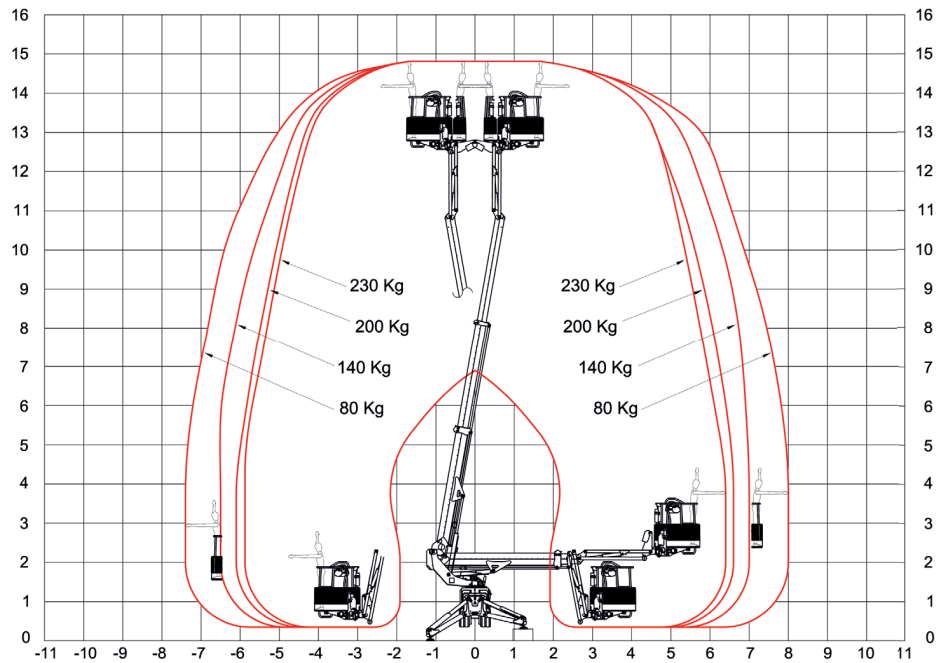
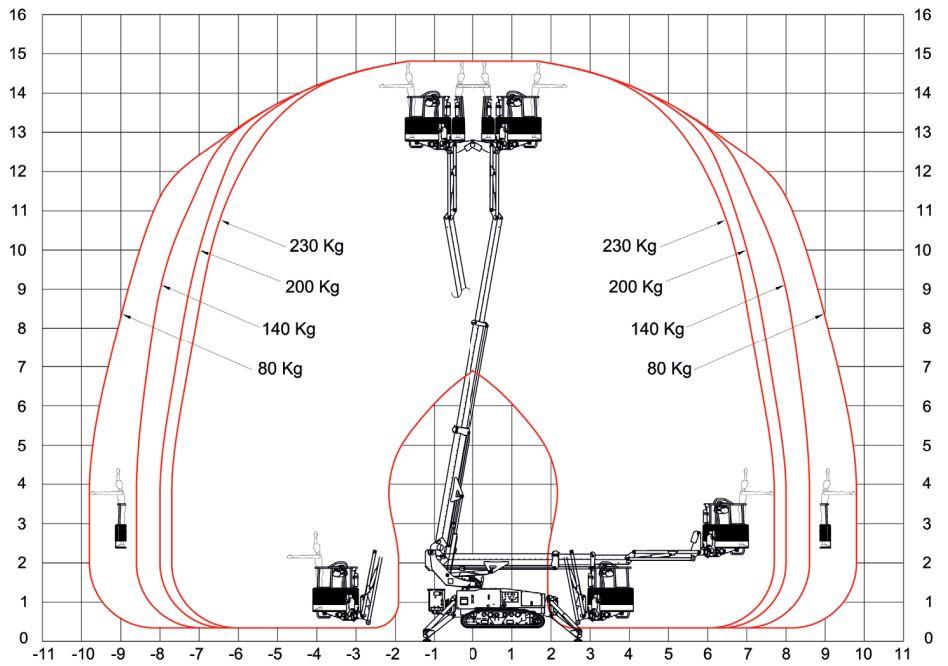
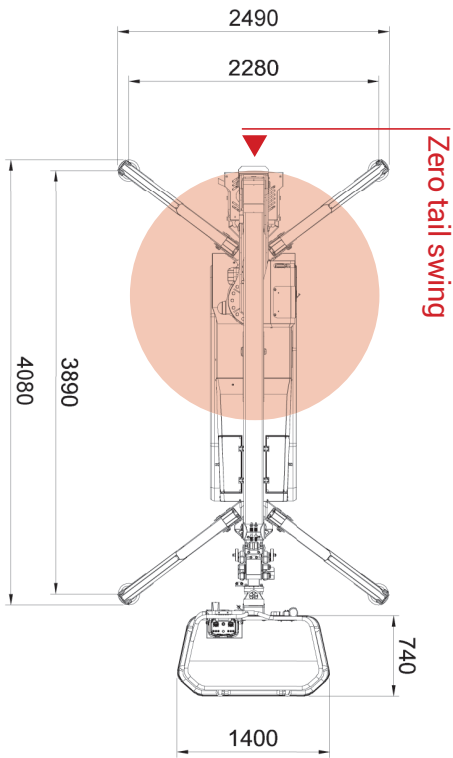
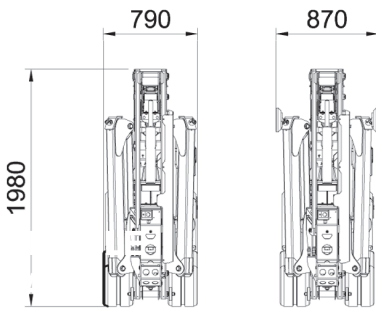
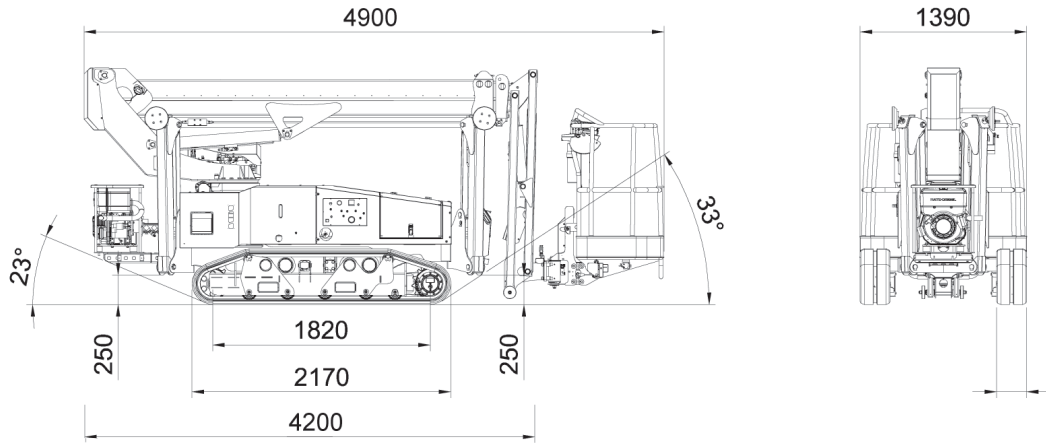
VENTE | LOCATION | SERVICE | TRANSPORT

1-833-360-3330 | INFO@SOSEQUIPMENT.CA

01/2024



B1570 VISUAL



ALMACRAWLER 

SOSEQUIMENT

VENTE | LOCATION | SERVICE | TRANSPORT
1-833-360-3330 | INFO@SOSEQUIMENT.CA

ALL DATA REPORTED IN THIS CATALOGUE ARE NOT BINDING. ALMAC SRL RESERVES THE RIGHT TO CHANGE SPECIFICATIONS WITHOUT PRIOR NOTICE.