



STRONG PARTNERS. TOUGH TRUCKS.

SOSEQUIMENT

VENTE | LOCATION | SERVICE | TRANSPORT
1-833-360-3330 | INFO@SOSEQUIMENT.CA

High Capacity Forklift Trucks H8.00-12.00XM-6, H13.00-16.00XM-6

8 000 – 16 000 kg @ 600mm



H8.00-16.00XM-6

CHARACTERISTICS	1.1	Manufacturer	
	1.2	Model designation	
	1.3	Power: battery, diesel, LPG, electric mains	
	1.4	Operation: manual, pedestrian, stand, seat, orderpicker	
	1.5	Load capacity	Q (kg)
	1.6	Load centre	c (mm)
	1.8	Load distance	x (mm)
	1.9	Wheelbase	y (mm)

HYSTER		HYSTER		HYSTER		HYSTER	
H8.00XM-6		H9.00XM-6		H10.00XM-6		H12.00XM-6	
Diesel		Diesel		Diesel		Diesel	
Seat		Seat		Seat		Seat	
8 000		9 000		10 000		12 000	
600		600		600		600	
725		725		760		760	
2 700		2 700		2 900		2 900	

WEIGHTS	2.1	Unladen weight ◊	kg
	2.2	Axle loading with load, front/rear ◊	kg
	2.3	Axle loading without load, front/rear ◊	kg

12 378		12 693		14 603		15 458	
19 077	1 901	20 531	1 762	22 831	2 373	25 827	2 333
6 249	6 129	6 213	6 480	7 248	7 355	7 155	8 303

WHEELS & TYRES	3.1	Tyres: L = pneumatic, V = solid, SE = pneumatic-shaped solid	
	3.2	Tyre size, front	
	3.3	Tyre size, rear	
	3.5	Number of wheels, front/rear (X = driven)	
	3.6	Tread width, front	b ₁₀ (mm)
	3.7	Tread width, rear	b ₁₁ (mm)

L		L		L		L	
9.00-20 12PR		9.00-20 12PR		10.00-20 14PR		10.00-20 14PR	
9.00-20 12PR		9.00-20 12PR		10.00-20 14PR		10.00-20 14PR	
4X	2	4X	2	4X	2	4X	2
2 190		2 190		2 190		2 190	
1 930		1 930		1 930		1 930	

DIMENSIONS	4.1	Mast tilt, α = forward/β = back	degrees
	4.2	Height of mast, lowered	h ₁ (mm)
	4.3	Free lift	h ₂ (mm)
	4.4	Lift height ¶	h ₃ (mm)
	4.5	Height of mast, extended †	h ₄ (mm)
	4.7	Cab height (including wiper)	h ₆ (mm)
	4.8	Seat height	h ₇ (mm)
	4.12	Towing coupling height	h ₁₀ (mm)
	4.19	Overall length	l ₁ (mm)
	4.20	Length to face of forks w/ ss carriage	l ₂ (mm)
	4.21	Overall width - wet brake axle / drum brake axle ◆	b ₂ (mm)
	4.22	Fork dimensions	s/e/l (mm)
	4.23	Fork carriage type	
	4.24	Fork carriage width †	b ₃ (mm)
	4.25	Out to out dimension, fork positioner ◆	b ₅ (mm)
	4.30	Sideshift from centre of truck ■	b ₈ (mm)
	4.31	Ground clearance under mast, with load	m ₁ (mm)
	4.32	Ground clearance, centre of wheelbase	m ₂ (mm)
	4.33	Aisle width with pallets 1 000 mm x 1 200 mm wide ¶	Ast (mm)
	4.35	Outer turning radius	W _a (mm)
4.36	Inner turning radius	b ₁₃ (mm)	

15	12	15	12	15	12	15	12								
4 155		4 155		4 453		4 453									
-		-		-		-									
5 336		5 336		5 336		5 336									
6 822		6 822		7 118		7 118									
3 015		3 015		3 033		3 033									
1 742		1 742		1 760		1 760									
635		635		653		653									
5 494		5 494		5 694		5 694									
4 294		4 294		4 494		4 494									
2 425	2 463	2 425	2 463	2 446	2 484	2 446	2 484								
65	200	1 220	65	200	1 220	75	200	1 220	75	200	1 220				
75 mm pin type				75 mm pin type				75 mm pin type				75 mm pin type			
2 350		2 350		2 350		2 350									
520 - 2 230		550 - 2 230		520 - 2 230		520 - 2 230									
150		150		150		150									
248		248		225		225									
274		274		292		292									
5 821		5 821		6 127		6 127									
3 996		3 996		4 267		4 267									
378		378		550		550									

PERFORMANCE	5.1	Travel speed with/without load	km/h
	5.2	Lifting speed with/without load	m/sec
	5.3	Lowering speed with/without load	m/sec
	5.5	Drawbar pull with/without load (at 1.6 km/h)	N
	5.6	Max. drawbar pull with/without load	N
	5.7	Gradeability with/without load (at 1.6 km/h) †	%
	5.8	Max. gradeability with/without load †	%
	5.9	Acceleration time with/without load (0 - 15 m)	S
	5.10	Service brake - wet brakes / drum brakes ◆	

26,43	28,09	26,43	28,09	24,96	29,73	24,96	29,73
0,46	0,74	0,46	0,74	0,35	0,55	0,35	0,55
0,54	0,49	0,54	0,49	0,51	0,45	0,51	0,45
89 300	36 000	86 300	36 490	85 800	41 385	85 200	44 927
104 600	36 000	104 400	36 490	99 800	41 385	99 200	44 927
51	32	47	31	38	31	32	30
63	32	57	31	46	31	38	30
5,9	4,7	6,0	4,8	6,1	4,9	6,2	5,0
pneumatic / hydraulic		pneumatic / hydraulic		pneumatic / hydraulic		pneumatic / hydraulic	

MOTOR	7.1	Engine manufacturer/type	
	7.2	Engine output, in accordance with ISO 14396	kW / Hp
	7.2.1	Engine torque	Nm/rpm
	7.3	Governed speed	rpm
	7.4	Number of cylinders/displacement	cm ³
	7.5	Fuel consumption	l/h

Cummins QSB6.7		Cummins QSB6.7		Cummins QSB6.7		Cummins QSB6.7	
116	155	116	155	116	155	116	155
597	1 500	597	1 500	597	1 500	597	1 500
2 300		2 300		2 300		2 300	
6	6 700	6	6 700	6	6 700	6	6 700
☞		☞		☞		☞	

OTHER	8.1	Transmission	
	8.2	Working pressure for attachments	bar
	8.3	Oil flow for attachments	l/min
	8.4	EN12053 noise level LPAZ inside cab ◊	dB(A)
	8.4.1	Noise level LWA outside truck (2000/14/EC) ▶	dB(A)
8.5	Towing coupling type		

3-speed hydrodynamic		3-speed hydrodynamic		3-speed hydrodynamic		3-speed hydrodynamic	
193		193		193		193	
93,4		93,4		93,4		93,4	
73		73		73		73	
108		108		107		107	
Pin		Pin		Pin		Pin	

Specification Data is based on VDI 2198

See p7 for explanation of footnotes

HYSTER		HYSTER		HYSTER		CHARACTERISTICS	
H13.00XM-6		H14.00XM-6		H16.00XM-6			1.1
Diesel		Diesel		Diesel			1.2
Seat		Seat		Seat			1.3
13 000		14 000		16 000			1.4
600		600		600			1.5
862		862		862			1.6
3 300		3 300		3 300		1.8	
						1.9	

18 026		18 757		19 812		WEIGHTS	
29 232		2 181		30 691			2 428
33 296		2 698		33 296			2 698
9 914		8 112		9 966		8 791	
				9 945		9 867	

L		L		L		WHEELS & TYRES	
11.00-20 14PR		12.00-20 16PR		12.00-20 16PR			3.1
11.00-20 14PR		12.00-20 16PR		12.00-20 16PR			3.2
4X		4X		4X			3.3
2		2		2			3.5
2 276		2 276		2 276			3.6
2 000		2 000		2 000			3.7

15		12		15		12		DIMENSIONS	
5 093		-		5 116		-			4.1
-		-		-		-			4.2
6 610		6 610		6 610		6 610			4.3
8 400		8 420		8 420		8 420			4.4
3 043		3 064		3 064		3 064			4.5
1 770		1 791		1 791		1 791			4.6
663		684		684		684			4.7
6 530		6 530		6 530		6 530			4.8
5 005		5 005		5 005		5 005			4.9
2 589		2 598		2 607		2 607			4.10
90		200		90		200			4.11
1 525		1 525		90		200			4.12
85 mm pin type		85 mm pin type		85 mm pin type		85 mm pin type			4.13
2 500		2 500		2 500		2 500			4.14
520 - 2 380		520 - 2 380		520 - 2 380		520 - 2 380			4.15
150		150		150		150			4.16
157		178		178		178			4.17
325		346		346		346			4.18
6 607		6 607		6 607		6 607			4.19
4 645		4 645		4 645		4 645			4.20
604		603		603		603			4.21

24,5		28,6		23,4		29,6		23,4		29,6		PERFORMANCE	
0,26		0,43		0,26		0,43		0,26		0,43			5.1
0,49		0,43		0,49		0,43		0,49		0,43			5.2
97 700		51 400		94 300		52 900		93 900		53 800			5.3
118 600		51 400		113 400		52 900		113 000		53 800			5.4
36		33		31		33		28		31			5.5
45		33		38		33		35		31			5.6
7,6		5,3		7,6		5,3		7,6		5,3			5.7
pneumatic / hydraulic		pneumatic / hydraulic		pneumatic / hydraulic		pneumatic / hydraulic		pneumatic / hydraulic		pneumatic / hydraulic			5.8
													5.9

Cummins QSB6.7		Cummins QSB6.7		Cummins QSB6.7		MOTOR	
116		155		116			7.1
597		1 500		597			7.2
2 300		2 300		2 300			7.2.1
6		6 700		6			7.3
6 700		6 700		6			7.4
						7.5	

3-speed hydrodynamic		3-speed hydrodynamic		3-speed hydrodynamic		OTHER	
193		193		193			8.1
93,4		93,4		93,4			8.2
73		73		73			8.3
107		107		107			8.4
Pin		Pin		Pin			8.4.1
						8.5	

Equipment and weight:

Weights and axle loadings (lines 2.1, 2.2, 2.3) are based on the following specifications:

H8.00-9.00XM-6: Complete truck with fully equipped cab, with 5330 mm BOF (5400 mm TOF) 2-stage lfl mast, 2350 mm wide Integral Sideshift carriage and 1220 mm long forks.

H10.00-12.00XM-6: Complete truck with fully equipped cab, with 6610 mm BOF (6700 mm TOF) 2-stage lfl mast, 2350 mm wide Integral Sideshift carriage and 1220 mm long forks.

H13.00-16.00XM-6: Complete truck with fully equipped cab, with 6610 mm BOF (6700 mm TOF) 2-stage lfl mast, 2500 mm wide Integral Sideshift carriage and 1525 mm long forks.

(Note: Truck weight with open operator module instead of fully equipped cab is 400 kg less.

For axle loadings with open operator module: Deduct 50 kg from the rear axle loadings and deduct 350 kg from the front axle loadings.)

Mast and capacity information

H8.00-9.00XM-6 fitted with 9.00 x 20 tyres - Rated capacity kg @ 600 mm load centre

	Lift height (top of forks) h ₃ + s (mm)	Lowered height h ₁ (mm)	Free lift height (top of forks) h ₂ + s (mm)	Overall extended height h ₄ (mm)	Without sideshift (kg)		With sideshift (kg)	
					H8.00XM-6	H9.00XM-6	H8.00XM-6	H9.00XM-6
2-Sig standard	3 750	3 330*	-	5 170*	8 600	9 500	8 000	9 000
	4 650	3 780*	-	6 070*	8 600	9 500	8 000	9 000
	5 400	4 155*	-	6 820*	8 600	9 500	8 000	9 000
3-Sig full free lift	5 600	3 020*	1 400	7 010*	7 300	8 200	7 080	7 980
	6 000	3 155*	1 540	7 410*	7 160	8 060	6 940	7 820
	6 500	3 320*	1 700	7 910*	6 980	7 860	6 760	7 640
	7 000	3 490*	1 865	8 410*	6 780	7 640	6 580	7 420

H10.00-12.00XM-6 fitted with 10.00 x 20 tyres - Rated capacity kg @ 600 mm load centre

	Lift height (top of forks) h ₃ + s (mm)	Lowered height h ₁ (mm)	Free lift height (top of forks) h ₂ + s (mm)	Overall extended height h ₄ (mm)	Without sideshift (kg)		With sideshift (kg)	
					H10.00XM-6	H12.00XM-6	H10.00XM-6	H12.00XM-6
2-Sig standard	3 750	3 630	-	5 470	10 450	12 700	10 000	12 000
	4 650	4 080	-	6 370	10 450	12 700	10 000	12 000
	5 400	4 455	-	7 120	10 450	12 700	10 000	12 000
	6 200	4 855	-	7 920	10 450	12 700	10 000	12 000
	6 700	5 105	-	8 420	10 300	12 400	9 700	11 700
3-Sig full free lift	5 600	3 045	1 435	7 030	10 060	11 420	9 440	10 720
	6 000	3 180	1 570	7 430	9 900	11 240	9 280	10 560
	6 500	3 345	1 735	7 930	9 680	11 020	9 080	10 360
	7 000	3 510	1 900	8 430	9 640	10 780	8 860	10 140

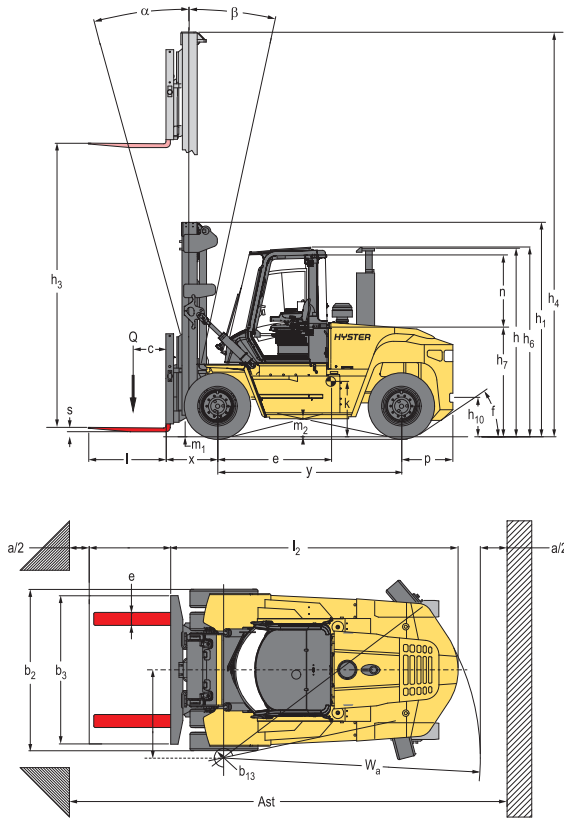
H13.00-16.00XM-6 fitted with 12.00 x 20 tyres - Rated capacity kg @ 600 mm load centre

	Lift height (top of forks) h ₃ + s (mm)	Lowered height h ₁ (mm)	Free lift height (top of forks) h ₂ + s (mm)	Overall extended height h ₄ (mm)	Without sideshift (kg)			With sideshift (kg)		
					H13.00XM-6	H14.00XM-6	H16.00XM-6	H13.00XM-6	H14.00XM-6	H16.00XM-6
2-Sig standard	3 750	3 640❖	-	5 470❖	13 600	15 000	16 400	13 000	14 000	16 000
	4 650	4 090❖	-	6 370❖	13 600	15 000	16 400	13 000	14 000	16 000
	5 400	4 465❖	-	7 120❖	13 600	15 000	16 400	13 000	14 000	16 000
	6 200	4 865❖	-	7 920❖	13 600	15 000	16 400	13 000	14 000	16 000
	6 700	5 115❖	-	8 420❖	13 450	14 800	16 200	12 700	13 800	15 800
3-Sig full free lift	4 400	3 070❖	1 300❖	6 080❖	12 800	13 720	15 600	11 940	12 820	14 620
	5 000	3 270❖	1 500❖	6 680❖	12 740	13 660	15 540	11 880	12 760	14 560
	6 000	3 600❖	1 830❖	7 680❖	12 340	13 260	15 120	11 520	12 380	14 160
	7 000	3 940❖	2 160❖	8 680❖	11 760	12 680	14 520	10 980	11 840	13 600

The capacities quoted are in conformance with the ISO 1074 standard for stacking and travelling

narrow page 195mm - please trim

Truck dimensions



= Centre of gravity of unladen truck

$Ast = W_a + x + l_6 + a$ (see lines 4.33)

a = Minimum operating clearance

(V.D.I. standard = 200 mm BITA recommendation = 300 mm)

l_6 = Load length

NOTE:

Specifications are affected by the condition of the vehicle and how it is equipped, as well as the nature and condition of the operating area. If these specifications are critical, the proposed application should be discussed with your dealer.

- ¶ Bottom of forks
- ✦ Without load backrest
- ⊠ Stacking aisle width (line 4.33) is based on the V.D.I. standard calculation as shown on illustration. The British Industrial Truck Association recommends the addition of 100 mm to the total clearance (dimension a) for extra operating margin at the rear of truck.
- † Gradeability figures (lines 5.7 & 5.8) are provided for comparison of tractive performance, but are not intended to endorse the operation of vehicle on the stated inclines. Follow instructions in the operating manual regarding operation on inclines.
- ◇ Noise level based on the weighting values contained in EN12053
- ◆ Optional equipment
- ▶ Truck > 10 tonne capacity equipped with EC noise package. Noise level measured according to 2000/14/EC directive
- ⊞ Data available on request, as values are dependant on application

Mast tables:

- ★ Add 25 mm if optional 10.00 x 20 tyres are fitted
- ❖ Deduct 20 mm for H13.00XM-6 with 11.00 x 20 tyres

Notice

Care must be exercised when handling elevated loads. When the carriage and/or load is elevated, truck stability is reduced. It is important that mast tilt in either direction be kept to a minimum when loads are elevated. Operators must be trained and adhere to the instructions contained in the Operating Manual.

Hyster products are subject to change without notice.

Lift trucks illustrated may feature optional equipment.



This truck conforms to the current EU requirements.

Model

H8.00XM-6 H9.00XM-6 H10.00XM-6 H12.00XM-6 H13.00XM-6 H14.00XM-6 H16.00XM-6

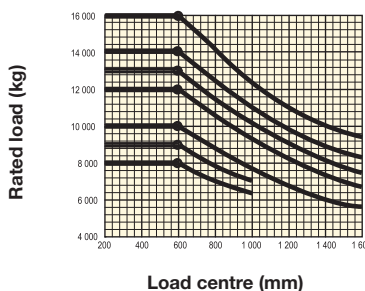
Load moment cm-kg

1 060 000 1 192 500 1 355 000 1 626 000 1 879 800 2 024 400 2 313 600

Dimensions in mm

e	1 342	1 405	1 490	1 531	1 613	1 648	1 760
f	35°	35°	37°	37°	41°	44°	37°
h	3 388	3 388	3 411	3 411	3 440	3 463	3 463
k	1 080	1 050	1 160	1 120	1 210	1 200	1 180
n	1 135	1 135	1 135	1 135	1 135	1 135	1 135
p	848	848	848	848	848	848	968

Rated capacities



Load centre

Distance from front of forks to centre of gravity of load.

Rated load

Based on vertical mast.





Built with Experience and the Latest Technology

The latest generation of the Hyster H8.00-16.00XM-6 Range of Heavy Duty Forklifts is a market leader, building on the unique experience and success Hyster has had of providing application focused solutions to customers in a wide range of heavy industries for over 50 years.

This latest model is the 7th generation machine, and applies this experience, together with the latest advancements in technology, to create a range of forklift trucks designed to achieve maximum productivity, through industry leading dependability, serviceability and ergonomics, thanks to:

- › Nominal lifting capacities including side shift carriage
- › Full capacity up to 6200mm lift height
- › Fastest lifting, with a practical average of up to 0.55 m /sec
- › Excellent ergonomics with renowned Hyster Vista Cab
- › Rugged construction of mast, frame and drive train
- › Automatic transmission shifting as standard, with the APC200 soft-shift system featuring protective lock-out on forward-reverse shifting
- › Engine and transmission protection systems as standard
- › O-Ring Face Seal fittings used to eliminate hydraulic leaks
- › Easy serviceability, with centralised, PC accessible diagnostics, superior, unobstructed access to key components thanks to the tilting cab and gull-wing hood
- › Oil-immersed brakes contribute to increased productivity and reduced ownership costs



Power & Performance

The H8.00-16.00XM-6 range is available with a Cummins Diesel engine. This engine meets the stringent Tier 3 NRMM emissions legislation:

The Cummins QSB 6.7 diesel engine features:

- › 6-cylinder in-line industrial engine, with 6.7 litre capacity and charge-air cooling and waste gate turbocharger
- › Max **116 kW** (156 Hp) output at only 2500rpm, offering extra durability for long periods of peak power operation.

Smooth torque of **597 Nm** at 1500 rpm provides excellent acceleration and lugging power

- › Engine protection system, acting on low oil pressure and high coolant temperature. The system initially derates the engine power and finally shuts down the engine. Includes an override function for emergency situations

Driveline

Autoshift Transmission

This powertrain is mated to the S.O.H. (Spicer Off-Highway) TE10 3-speed autoshift transmission and the AxleTech PRC-425 (H8.00-12.00XM-6) or PRC- 775 (H13.00-16.00XM-6) drive axle.

The S.O.H. transmission is fitted with the industry leading APC200 automatic gear-change system. This 3 speed auto-shift system features:

- › Smooth inching characteristic for precise load handling while stacking
- › A column-mounted lever or a Monotrol Pedal for direction changes
- › A 'soft-shift' characteristic (through electronic 'throttle-back' function during gear change). In addition to providing improved driver comfort, the system also eliminates shifting-shocks on the driveline
- › An 'on the move' forward-reverse shifting lock-out function, which protects the transmission and drive-line against overloading, during abrupt direction changes



- › The transmission incorporates adjustable parameters for engine and travel speed, as well as featuring extremely smooth shifting and torque controlled inching for the best overall truck performance
- › Transmission protection system, acting on high oil temperature (warning light, buzzer and initial derate, followed by shut down)

Drive Axle

The wide AxleTech drive axle offers:

- › Excellent sideways stability
- › Long-term durability thanks to the fitment of strong end-reduction shafts and gears
- › Multiple oil-immersed brakes on the drive axle feature oil cooling for durability and are virtually maintenance free. (For some applications dry brakes are available)
- › Parking brake: Dry disc brake on the drive axle input shaft, spring applied and hydraulically released

Steer Axle

The Hyster designed hydrostatic steer axle features

- › Double-acting, single steering cylinder with adjustable end stops. It is renowned for its long lifespan and low maintenance requirements
- › Load-sensing power steering to ensure low-effort operation under all operating conditions



Class Leading Ergonomics

The H8.00-16.00XM-6 series features the Hyster “Vista” cab, now common across the Hyster Big Truck range.

- › The cab has been designed to offer an industry-leading ergonomic operator environment, and focuses on maximising driver comfort and visibility for maximum levels of productivity during the operating cycle
- › Access is easy, thanks to wide opening doors with low mounted running boards
- › Optional air-conditioning is integrated into the heating and ventilation system, with manual temperature control. Sunshade screens are fitted on the top and rear windows
- › The fully adjustable armrest adjusts with the seat height for minimized arm movement resulting in maximum driver comfort and reduced driver fatigue
- › The armrest houses the integrated controls for lift/tilt/sideshift and auxiliary functions. The controls are low effort to ensure smooth and effortless use of the joystick or lever controls
- › The truck features a fully adjustable full-suspension driver's seat with seat belt, “park brake off” warning buzzer and operator presence system
- › The fully adjustable steering column features load-sensing, power-assisted steering
- › The cab also features conveniently positioned lever controls and instruments and a push-button parking brake
- › Responsive, fully hydraulic brakes and an automotive style pedal layout further contribute to driver confidence and comfort
- › The Hyster Vista Cab is equipped with a side mounted dash display - 4 bright LED warning lights mounted on the steering column inform the driver when he needs to refer to the dash display, ensuring that his/her attention is never unnecessarily diverted from the job in hand
- › The multi-function CAN-bus controlled display panel consists of a comprehensive array of gauges and backlit warning lights, including an LCD screen and error code facility
- › The spacious uncluttered floor covered with a high density rubber mat contributes to a low noise level of 73 dB(A) at driver's ear
- › The Hyster Vista cab is mounted on elastometric rubber mounts isolating and minimizing the effects of road-born shocks and vibrations



Superior visibility

The Vista Cab also contributes to providing the driver with excellent all-round visibility, featuring:

- › Large curved front window, fitted with tinted safety glass
 - › Curved rear window with one-piece glass
 - › Minimum use of steel parts, providing the maximum possible glazed area
 - › Upward visibility is virtually free from obstruction, thanks to a clever overhead guard design: The overhead bars curve outwards to create a panoramic upward view
 - › Wide-view rear view mirrors are fitted inside the cab
 - › The dash display is mounted to the right hand side of the driver, so visibility through the windscreen is unobstructed
- › Front, rear and top wipers, washers and demisters, a fresh air inlet, sliding windows, an effective heater and defroster all combine to ensure that the driver has a clear view in all weather conditions
 - › Excellent rearwards visibility is enhanced thanks to the sloping design of the hood and counterweight
 - › A clear view to the front is optimized by using the Hyster Vista mast with:
 - Wide mast construction
 - Rear-mounted lift cylinders (behind the mast channels), for minimum obstruction



Rugged Front-End Construction Matches Application Requirements

All Hyster H8.00-16.00XM-6 forklift trucks are equipped with heavy duty Vista masts to handle all types of load.

- › 3 different mast strengths, appropriate to the truck capacity, ensures the right mast for the job
- › Designed with the modern FEM (Finite Element Modelling) system
- › Equipped with rollers and side bearing blocks for excellent lateral rigidity
- › Generous overlap of the mast channels for maximum durability
- › Same mast channels are used for masts up to 7 metres, providing a tough mast for all lift heights
- › Proven design, with thousands of trucks built and operating today
- › Deliverable as two or three stage versions

The Hyster pin-type carriage is an integral piece of the rugged front-end construction. Its design benefits from Hyster's long experience, to ensure maximum performance combined with excellent visibility.

- › A wide range of carriages is available to suit all applications including non-sideshift, sideshift and individual or simultaneous fork-positioning
- › The sideshift carriage is equipped with top bronze bearings and bottom sliding blocks for minimum wear
- › The electro hydraulically controlled valves are mounted directly on the carriage and are supplied with only two hydraulic hoses and one electric harness



Fast Machine for Maximum Productivity

To achieve maximum productivity, Hyster has equipped the H8.00-16.00XM-6 series with high performance hydraulics and a powerful powertrain.

The hydraulic system is highly efficient, and features 'Power on Demand' and 'Two-Speed Lift' functions.

- › The result is lifting speeds that are class leading: The practical 4-mode average lifting speed with a Diesel engine is a fantastic 0.39 m/sec to 0.55 m/sec. #)

#) Average of four lifting modes:

Unladen lift speed = 0.39 to 0.74 m/sec

Laden lift speed = 0.25 to 0.46 m/sec

Unladen lowering speed = 0.43 to 0.49 m/sec

Laden lowering speed = 0.49 to 0.55 m/sec

Laden travel speeds from 25.2 km/h up to 29.7km/h are possible - If these travel speeds are too high for the application, your Hyster dealer can adjust the speeds to your suit requirements.



Strength & Stability

Excellent stability boosts operator confidence and truck versatility, making the H8.00-16.00XM-6 series suitable for the harshest applications:

- › All nominal capacities are rated to include the sideshift carriage. This means that a Hyster with a standard non-sideshift carriage has an extra capacity from 400 kg to 1000 kg
- › The H8.00-16.00XM-6 series has been designed to handle loads to high lift heights. There is no reduced capacity up to and including 6200 mm. Even above 6200 mm lift height the de-rating has been kept to a minimum

- › Due to the short load distance (“x” measurement as per VDI table) and high residual rear axle loading on the Hyster steer axle, these Hyster trucks have excellent stability

A Solid Framework

The unitised box frame used in the H8.00-16.00XM-6 series is designed for maximum strength with:


- › 3 different wheelbases, ensuring the narrowest possible turning radius for each truck
- › FEM (Finite Element Modelling) to ensure durability.
- › All frames are based on the largest model - H16.00XM-6



Ease of Serviceability

The Hyster H8.00-16.00XM-6 series is renowned for its ease of maintenance. The truck is easy accessible with unobstructed access to the engine compartment and conveniently located service check points:

- › Equipped as standard with either a manual or electric tilting cab, to ensure easy access to major components for service
- › Gas-spring assisted gull wing hoods for convenient access to engine compartment, reducing downtime
- › Low running boards, providing mechanics an excellent vantage point to work from
- › Window washer refill bottle located next to cab for quick, easy access
- › Clean electrical and hydraulic routings
- › Centralised diagnostics in the operator cab
- › 'CANbus' connections in the operator cab, for engine, transmission, hydraulics and instruments cluster
- › LCD display with diagnostics for engine, transmission and electrical systems to quickly identify service needs
- › Standard oil-immersed (wet) brakes are virtually maintenance free
- › 500 hour service interval



Other Features

Hydraulics

Hyster two-speed system with regenerative function results in high lift speeds, in combination with a Hyster designed 2 stage mast

- › Leak-free ORFS (O-ring) type fittings are used throughout the whole machine
- › The hydraulic oil tank is equipped with an external sight glass for oil level
- › Filtration: Full-flow return line filter with 10 micron cartridge on the main system

Electrics

- › 24 Volt system, 70 A alternator
- › 'CANbus' connection in the operator cab, for engine, transmission, hydraulics and instruments cluster
- › LCD display with diagnostics for engine, transmission and electrical systems to quickly identify service needs

Cooling

The H8.00-16.00XM-6 is designed to operate in ambient temperatures of -18° C up to 50° C in normal applications, or up to 45° C for heavy duty operations.

Generously sized aluminium radiator block consists of four (individually exchangeable) sections:

1. Charge air cooler
2. Engine coolant
3. Brake and hydraulic oil
4. Transmission oil

- › The air-intake is now located at the top of the counterweight, to provide a cleaner air-flow

Lights

2 mast mounted work lights, 2 rear cab-mounted work lights, 2 front marker lights, LED direction indicators stop, tail and reverse lights.



Optional Equipment

- › Engine block heater
- › Powered tilting cab for more convenient service access
- › Lifting eyes (2 x on mast and 2 x on rear counterweight)
- › Radial pneumatic tyres
- › Solid (pneumatic shaped) tyres
- › Air conditioning
- › Open driver module
- › High backrest on seat
- › Air suspended seat
- › Trainer seat
- › Monotrol drive control
- › Joystick hydraulic control
- › 24/12 volt DC-DC converter
- › Various light kits
- › Application specific masts (2-Stage Limited Free Lift, 2-Stage Full Free Lift, 3-Stage Full Free Lift), carriages and forks
- › Hydraulic accumulator
- › Back-up alarm (self-adjustable to 5 dB above ambient)
- › Special RAL colours
- › Dry drum brakes instead of oil-immersed brakes
- › Reading light in the cab
- › Sun shade: sliding screen under top window of cab
- › Extra air re-circulation fan, inside the cab
- › Various attachments: Coil ram, paper roll clamp, etc
- › Raised cab position 500 mm



Strong Partners, Tough Trucks, for Demanding Operations, Everywhere.

Hyster supplies a complete range of warehouse equipment, IC and electric counterbalanced trucks, container handlers and reach stackers.

Hyster is committed to being much more than a lift truck supplier. Our aim is to offer a complete partnership capable of responding to the full spectrum of materials handling issues:

Whether you need professional consultancy on your fleet management, fully qualified service support, or reliable parts supply, you can depend on Hyster.

Our network of highly trained dealers provides expert, responsive local support. They can offer cost-effective finance packages and introduce effectively managed maintenance programmes to ensure that you get the best possible value. Our business is dealing with your materials handling needs so you can focus on the success of your business today and in the future.



SOSEQUIMENT

VENTE | LOCATION | SERVICE | TRANSPORT


1-833-360-3330 | INFO@SOSEQUIMENT.CA

Hyster Europe, Flagship House, Reading Road North, Fleet, Hants GU51 4WD, England.

Tel: +44 (0) 1252 810261 Fax: +44 (0) 1252 770702

Email: info@hyster.co.uk <http://www.hyster.co.uk>

A division of NACCO Materials Handling Limited.

Hyster®, **HYSTER**® & Monotrol® are registered trademarks of Hyster Company in certain countries. , Fortens™, Pacesetter VSM™, DuraMatch™, DuraMatch Plus™, TouchPoint™, TouchControl™, EZXchange™, HSM™ & Vista™ are trademarks of Hyster Company in the United States and in certain countries where rights in unregistered trademarks are recognised.

