

DT TRAILER 80

SOSEQUIPMENT

760 rue Bériault, Longueuil, Québec (Canada) J4G 1R8
1-833-360-3330 | info@sosequipment.ca



DT TRAILER 25

celā

STANDARD EQUIPMENT

Double telescopic extension booms	110/220V Power supply to the basket
Rear oriented boom position	Electronic controlled level alarm/sensor
High torque drive system	Hitch pull bar
Auto levelling basket	Hour meter
Hydraulic outriggers	2 people basket (140x70x110 cm / 55x27x43 in)
Outrigger interlocks	All function radio control
Easy to access batteries	Telescopic boom painting: blue RAL 9010 - white RAL 9010
Dual power sources - diesel engine and 110/220VAC electric / lithium available	Cylinders, turret and pistons painting: white RAL 9010
Fully electronic proportional hydraulic controls driven by can-bus system	Automatic stabilization (optional)
	Remote management and diagnostic software (optional)

OPTIONS & ACCESSORIES

Anti debris brushes on booms	Dead man pedal in the basket
Small personnel basket (70x70x110 cm or 27x27x43 in)	Air/water connection line between basket and turret, max pressure 100bar
Large personnel basket (180x70x110 cm or 70x27x43 in)	Ultrasonic anti collision alarm for basket protection
Fiberglass basket (optional 1 kV insulation)	Remote management and diagnostic software
Hoist hook (max 260 kg or 573 lbs)	N.4 ground use plates for stabilization
Radio controlled winch (max 230 kg or 507 lbs)	Custom paint options available (upper and lower sections)
Material handling cage (max 200 kg or 441 lbs)	Custimized stickers with customer logo
Security belts	Up to 5 years extended warranty
Illuminated outrigger indicators	
One click auto-closing switch	

STANDARD TRAILER FEATURES

Hydraulic drive controlled by remote control	Hydraulic brakes
Stabilization controlled by remote control	Foldable cyclist protection bar
Low center of gravity that allows for highly safe drivability	Side marker lights
Single jockey wheels	Removable light bar

UNIQUE

Unbeaten working envelope
Unmatchable ultra wide negative working envelope
Highest up & over in the Industry
Very low centre of gravity, impressive drivability

STANDARD COMPLIANCE




ANSI 92.20
UNI EN 280
CSA B354.6
CE
Crane certification (EN 12999 standard certified)



PERFORMANCE

	<i>metric</i>	<i>US</i>
Working height	25 m	82 ft
Platform height	23 m	75 ft 5 in
Horizontal outreach	12 m	39 ft 4 in
Up and over clearance	14 m	45 ft 11 in
Negative work (below ground level)	-5 m	-16 ft 5 in
Lift capacity - standard (ANSI - CSA - CE - AUS)	230 kg	507 lbs
Lift capacity - rotating platform (ANSI - CSA - CE - AUS)	230 kg	507 lbs
Self leveling platform	5°standard	5°standard
Platform rotation	180°	180°
AC power to platform	standard	standard
Turntable rotation	720°	720°
Outrigger leveling capability	≈ 5°	≈ 5°
Gradeability	10°/13°	49%
To be jacked up on ground slope max	12°	12°
Slope angle	11°	11°
Drive speed	1,12 km/h	0,70 mph
Towing speed rate	97 km/h	60 mph
Tongue weight	140 kg	309 lbs
Surge parking & brakes	standard	standard
Controls	electronic multifunction highly proportional controls	
Tyre size	215/75 R17,5	215/75 R17,5
Coupler	5 cm	2 in
Live load/Max pressure in travelling position	4,3 kN/m2	90 lbs/ft2
Live load/Max pressure in working position	2,5 kN/m2	52,2 lbs/ft2
Point load per outrigger plate	22 max Kn	4946 lbs
Size of outrigger plate	200 mm	8 in

MEASUREMENTS

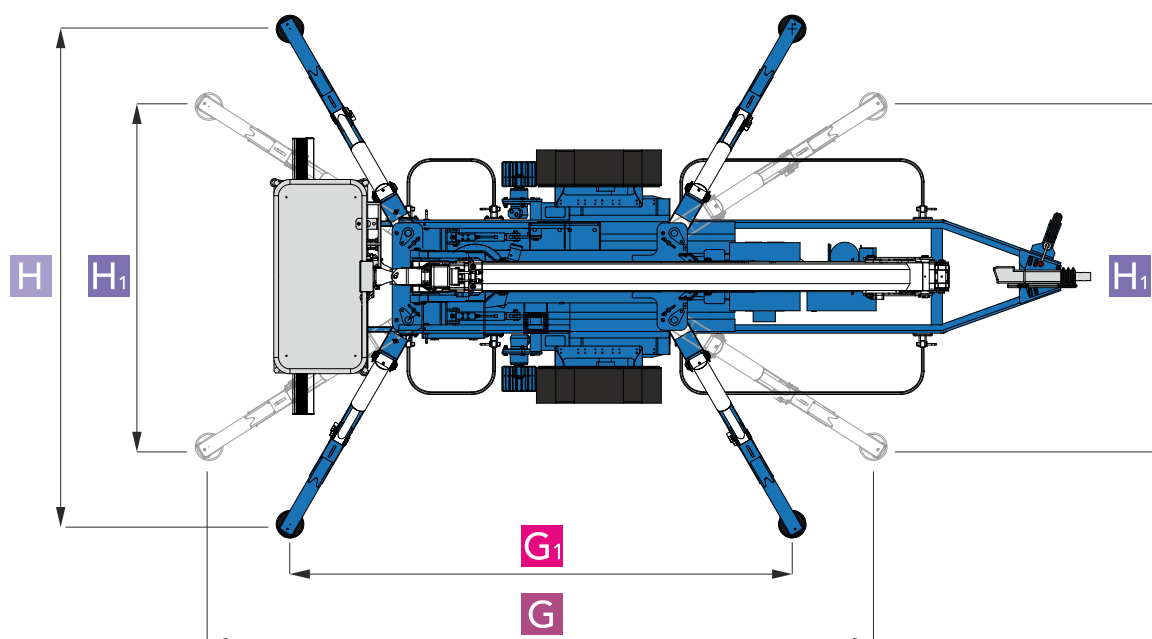
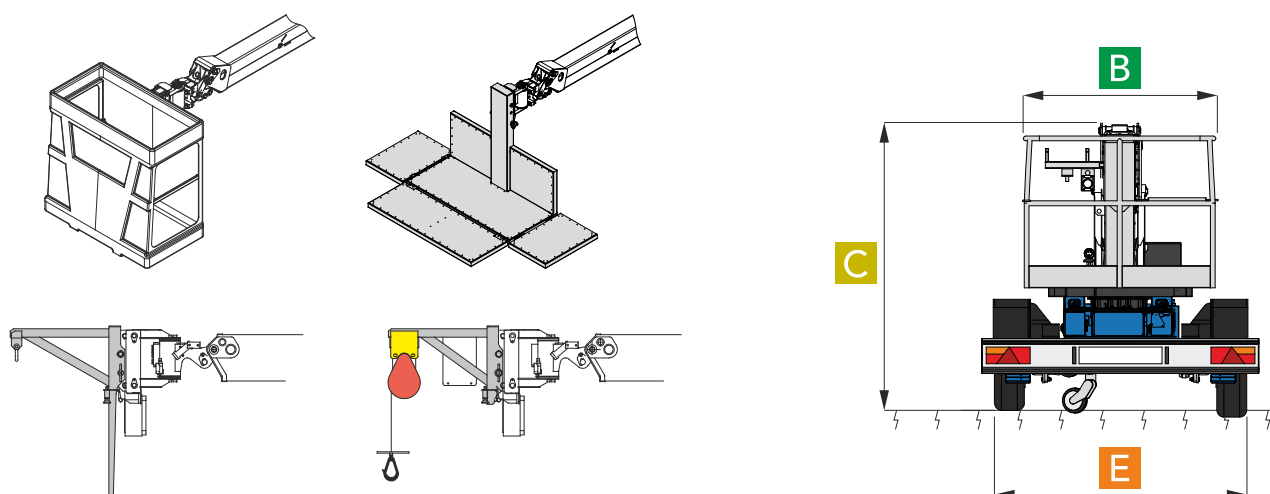
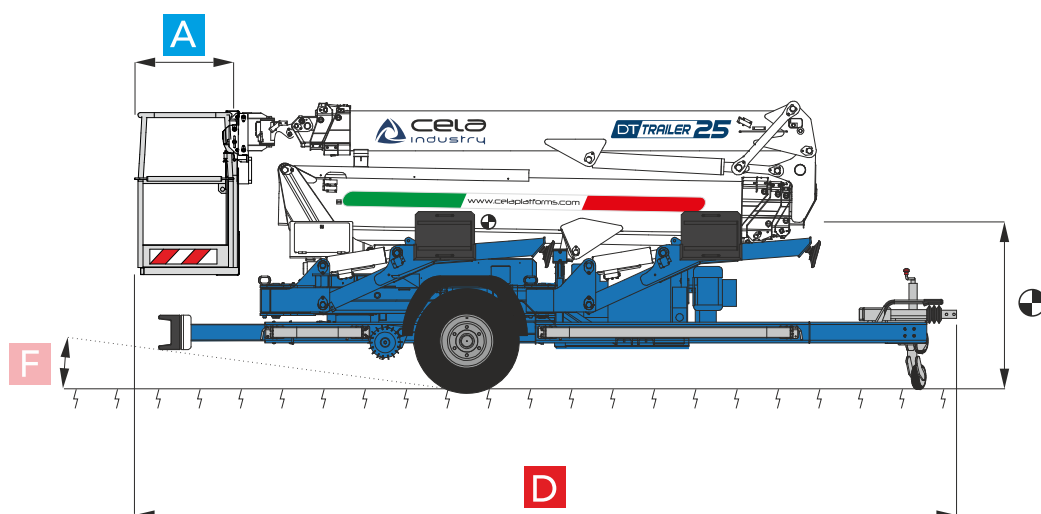
	<i>metric</i>	<i>US</i>
 Center of gravity	1,1 m	3 ft 7 in
 Platform length	0,7 m	2 ft 4 in
 Platform width	1,4 m	4 ft 7 in
 Height - stowed	2,085 m	6 ft 10 in
 Length - stowed	5,925 m	19 ft 6 in
 Width - stowed "(lightbar is demountable)"	1,85 m	6 ft 1 in
 Departure angle	8°	15%
 Length - outrigger footprint narrow	3,650 m	12 ft
 Length - outrigger footprint wide	4,815 m	15 ft 10 in
 Width - outrigger footprint narrow	2,470 m	8 ft 1 in
 Width - outrigger footprint wide	3,600 m	11 ft 10 in

POWER


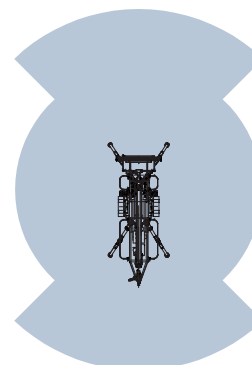
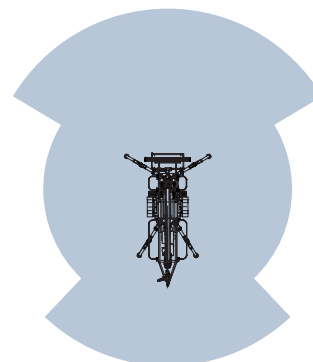
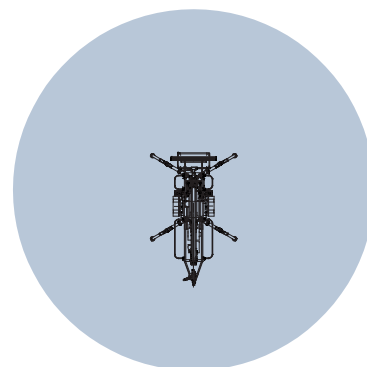
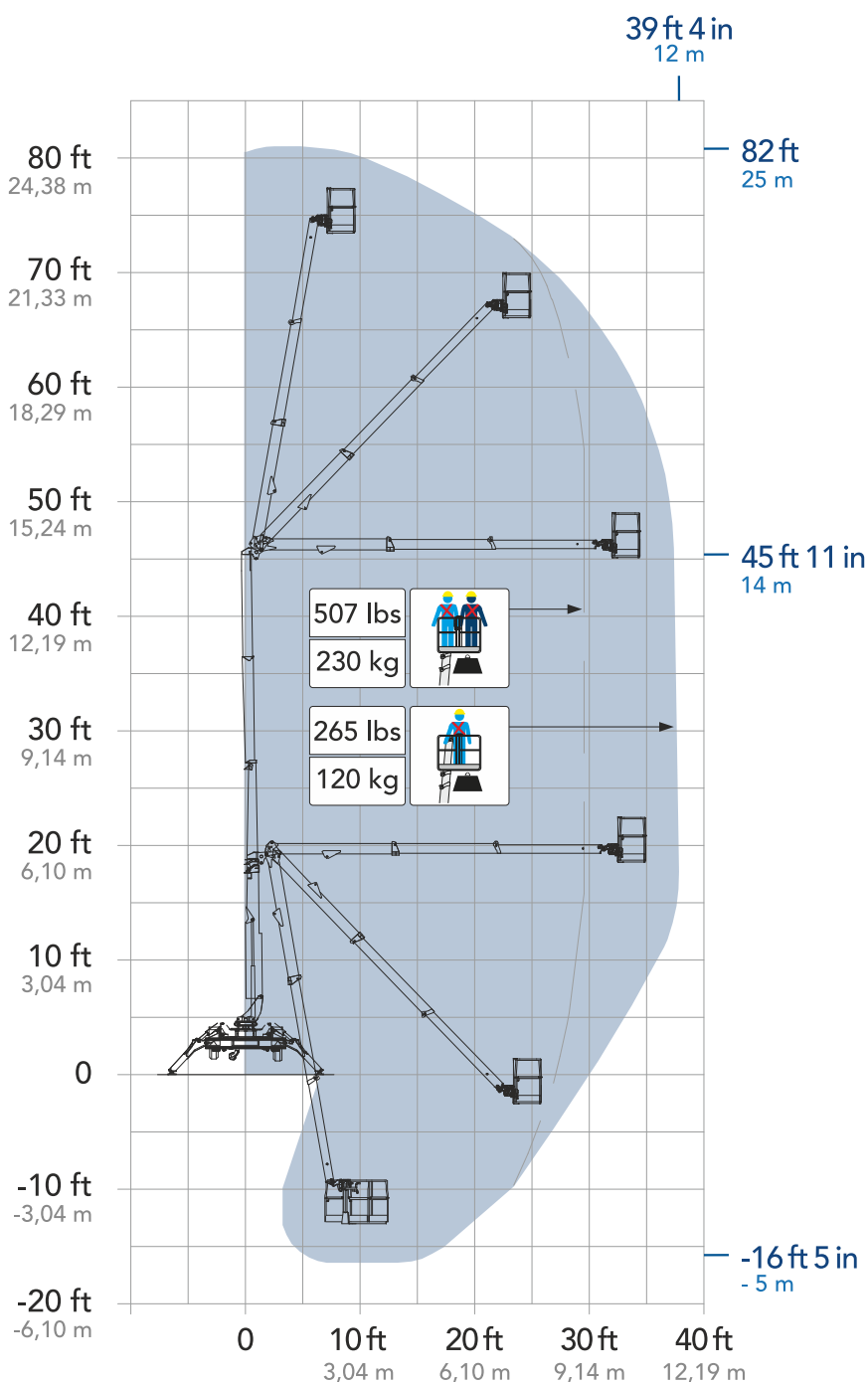
	<i>metric</i>	<i>US</i>
Multifunction proportional hydraulic flow-sharing distributor		
Power source drive - standard	diesel and electric	diesel and electric
Power source - option	lithium	lithium
Fuel tank capacity	15 lt	3,9 gals
Hydraulic tank capacity	120 lt	31,7 gals
Hydraulic system capacity	150 lt	40 gals
Sound pressure level (diesel)	< 96 dBA	< 96 dBA
Sound pressure level (electric)	< 56 dBA * internally tested	< 56 dBA * internally tested

WEIGHT

	<i>metric</i>	<i>US</i>
Weight	3000 kg	6613 lbs

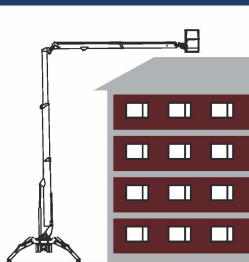


	metric	US
Working height	25 m	82 ft
Horizontal reach	12 m	39 ft 4 in
Up and over clearance	14 m	45 ft 11 in
Negative work (below ground level)	-5 m	-16 ft 5 in

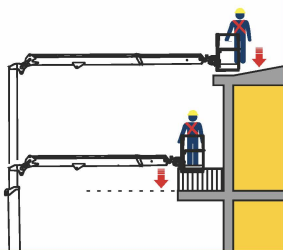




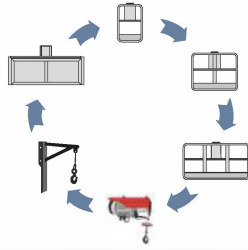
We fly all over



Manufacturer authorized exit at height



Multipurpose lifting options



Like an elevator

