

Genie® GTH™ -1056

Specifications

Models	GTH-1056	
Measurements	US	METRIC
Maximum lift height	56 ft 7 in	17.25 m
Maximum forward reach	42 ft	12.80 m
A Height, stowed	8 ft 6 in	2.59 m
B Length, stowed (without forks)	22 ft 6 in	6.86 m
Width	8 ft 6 in	2.59 m
C Wheelbase	11 ft 6 in	3.50 m
D Ground clearance, center	1 ft 3 in	0.38 m
E Ground clearance, axle	1 ft 6 in	0.46 m
Fork cross section	2.25×4 in	57×101 mm

Productivity

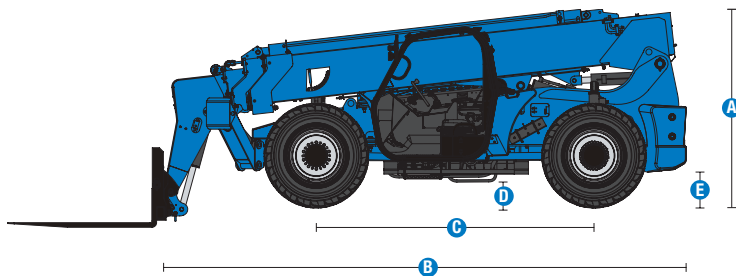
Maximum lift capacity	10,000 lb	4,536 kg
Lift capacity at maximum height	5,000 lb	2,268 kg
Lift capacity at maximum reach	3,000 lb	1,361 kg
Raise/Lower boom	15/12 sec	
Extend/Retract	23/30 sec	
Drive speed	15 mph (74hp PS)	24 km/h (74hp PS)
	18 mph (121hp PS)	29 km/h (121hp PS)
Draw bar pull/ Break out force	23,000 lb (74hp PS)	10,433 kg (74hp PS)
	25,000 lb (121hp PS)	11,340 kg (121hp PS)
Frame leveling (side to side)	10°	
Turning radius, outside (4WS)	14 ft	4.27 m
Auxiliary hydraulic flow	2-15 gpm	7.6-56.8 lpm
Auxiliary hydraulic pressure	3,170 psi	220 bar
Tires, standard size	Genie Enduro A/T 400/75-28	

Power

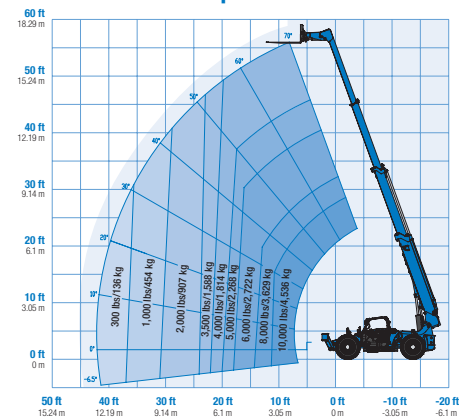
Power source	Diesel	
Electrical system voltage	12V	
Alternator	Deutz TCD 3.6 - 95 amp	
Battery	1000 CCA 0°F (-18°C)	
Hydraulic tank capacity	27 gal	102.2L
Hydraulic system capacity (w/tank)	52 gal	189.2L
Fuel tank capacity	30 gal	113.6L

Weight

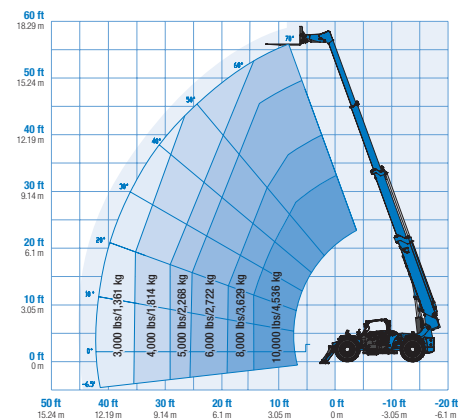
Weight*	31,900 lb	14,470 kg
---------	-----------	-----------



Range of motion GTH-1056 with stabilizers up



Range of motion GTH-1056 with stabilizers down



SOSEQUIPMENT

760 rue Bériault, Longueuil, Québec (Canada) J4G 1R8
1-833-360-3330 | info@sosequipment.ca

(1) Weight will vary depending on options and/or country standards.
(2) Load ratings vary depending on attachment.

Genie® GTH™ -1056

SKU: Standard Model

- **GTH10561AF0148:** GTH-1056, 74 hp, PS, Open cab
- **GTH10561AF0148:** GTH-1056, 121 hp, PS, Open cab
- **GTH10561AF0145:** GTH-1056, 74 hp, PS, Closed cab w/ AC and heater, road and work lights, flashing beacon
- **GTH10561AF0147:** GTH-1056, 121 hp, PS, Closed cab w/ AC and heater, road and work lights, flashing beacon

* Build to Order

Option availability		S	S+	BtO	
Cab	Open cab ROPS/FOPS canopy	✓	✓	✓	
	Closed cab: Heater, defrost, wipers, washer, split door			○	
	Closed cab: AC and heater, defrost, wipers, washer, split door	✓	✓	○	
	Front and top glass		○	○	
	Lift Guard White Noise Alarm		○	○	
	Rear Proximity Alarm		○	○	
	Rear proximity alarm with back-up camera and display		○	○	
	Fire extinguisher		○	○	
	3in/7.6cm high visibility red retractable seat belt	✓	✓	✓	
	Adjustable suspended seat	✓	✓	✓	
	Backup alarm	✓	✓	✓	
	Full gauge cluster with engine diagnostics	✓	✓	✓	
	Fully proportional hydraulic boom controls	✓	✓	✓	
	Machine level indicator	✓	✓	✓	
	Mirrors - LH canopy mounted and RH chassis mounted	✓	✓	✓	
	Multi-function joystick controller	✓	✓	✓	
	Chassis	74 hp, Deutz TCD 3.6, T4f, Side-mounted engine	✓	✓	○
		121 hp, Deutz TCD 3.6, T4f, Side-mounted engine			○
Powershift transmission (PS) 3-speed 74 hp		✓	✓	○	
Powershift transmission (PS) 4-speed 121 hp				○	
Lift Connect Telematics			○	○	
Lift Connect with Access Manager upgrade			○	○	
Telematics-ready		✓	✓	✓	
Electric block heater				○	
Extreme cold weather package				○	
Fenders set of four			○	○	
Lojack stolen vehicle recovery system				○	
Positive air shutdown system				○	
Flashing beacon			○	○	
Work lights: High output LED cab, boom, rear			○	○	
Road and work lights: High output LED front, cab, boom, rear			○	○	
Air filled Enduro A/T tires			○	○	
Foam filled Enduro A/T tires		✓	✓	✓	
Solid rough terrain tires			○	○	
Lockable battery disconnect			○	○	
3-mode power steering (2-wheel, 4-wheel coordinated and crab)		✓	✓	✓	
Frame leveling +/- 10 degrees		✓	✓	✓	
Front and rear limited slip differeential axles lock		✓	✓	✓	
Full time 4WD	✓	✓	✓		
Internal multiple wet disc brakes	✓	✓	✓		
Rear axle stabilizing system	✓	✓	✓		
Spring applied, hydraulic release parking brake	✓	✓	✓		
Tilt steering wheel	✓	✓	✓		
Twin front mounted stabilizers	✓	✓	✓		
Boom	Genie manual Quick-Attach (QA) system	✓	✓	✓	
	Auxiliary hydraulic circuit (15 GPM)	✓	✓	✓	
	Boom angle indicator	✓	✓	✓	
	Lifting shackle at boom tip	✓	✓	✓	
	Self-leveling fork frame	✓	✓	✓	
Attachment	QA Carriage, 48in/1.2m	○	○	○	
	QA Carriage, 60in/1.6m	○	○	○	
	QA Carriage, 72in/1.8m	○	○	○	
	QA Side tilt (rotating) carriage, 48in/1.2m	○	○	○	
	QA Side tilt (rotating) carriage, 60in/1.5m	○	○	○	
	QA swing carriage, 72in/1.8m (45 deg L/R)	○	○	○	
	Pallet forks, 48in (2×4×48in)/(.05x.1×1.2m) - set of 2	○	○	○	
	Pallet forks, 60in (2×4×60in)/(.05x.1×1.5m) - set of 2	○	○	○	
	Pallet forks, 72in (2×4×72in)/(.05x.1×1.8m) - set of 2	○	○	○	
	Cubing tines, 48in (2×2×48in)/(.05x.05×1.2m) - set of 6	○	○	○	
Lumber forks, 60in (1.75×7×60in)/(.04x.18×1.5m) - set of 2	○	○	○		

- S Standard
- S+ Standard +
- BtO Build to Order
- ✓ Standard Features
- Options




Side Mounted Engine



Lift Shackle



Long Life Tires



Other Accessories⁽¹⁾

- Fire extinguisher

(1) More accessories available from Genie Genuine Parts.

Product specifications are subject to change without notice or obligation. Photographs and/or drawings herein are for illustrative purposes only. Refer to the appropriate Operator's Manual for instructions on proper equipment use. Failure to follow instructions in the Operator's Manual may result in serious injury or death. The only warranty applicable to our equipment is the standard written warranty applicable to the particular product and sale and we make no other warranty, express or implied. Products and services listed may be trademarks, service marks or trade names of Terex Corporation and/or their subsidiaries in the USA and many other countries. Terex, Genie, Quality By Design, Xtra Capacity, Lift Power, Lift Guard, Lift Tools, Lift Connect and Tech Pro Link are registered trademarks of Terex Corporation or its subsidiaries.