

# SJ1044/56 TH

## TELEHANDLERS



### KEY FEATURES

- 10,000 lbs (4,535 kg) Maximum lift capacity
- DPF & DEF Free Tier 4 Final 74hp / 221 lb-ft Deutz TCD 3.6L engine
- 20,000 lbs Drawbar pull
- 3-Speed Dana powershift transmission & Dana axles
- Yoke-mounted lifting hook
- 48" Quick attach, floating pin carriage
- Pallet forks, 2.36" x 4" x 48", 10,000 lbs capacity

### TIRE OPTIONS

- Airless solid rubber 13 x 24
- Non-marking airless solid rubber 13 x 24

### OPTIONAL POWERPLANT

- Tier 4 Final 107hp / 320 lb-ft Deutz TCD 3.6L (includes DEF/SCR system)

### QUICK ATTACH CARRIAGES/ATTACHMENTS

- 48", 60" or 72" Floating pin carriage, 10,000 lbs capacity
- 48", 60" or 72" Floating pin, side tilt carriage, 10,000 lbs capacity
- 72" Floating pin, swing carriage, 9,000 lbs capacity
- 53" Fork positioner, 10,000 lbs capacity
- 2' High capacity jib boom, 10,000 lbs capacity
- 12' Truss boom, 2,000 lbs capacity
- 1.75 Cubic yard bucket, 4,000 lbs capacity

### STANDARD FEATURES

- Axle mount outriggers (SJ1056 TH only)
- Auxiliary hydraulics
- Engine block heater
- Quick attach carriage mount
- Rear window with wiper
- Side window
- Suspension seat
- Single multifunction pilot operated joystick control
- In-cab engine multifunction display
- Hydraulic test ports
- Lockable in-cab storage box
- Rear towing hitch pin
- Steel engine cowling
- Steel component and access covers
- Telematics ready
- ELEVATE Live
- 2-Year Gold Leaf Warranty (5-year structural warranty)

### FORK OPTIONS

- Pallet forks, 2.36" x 4" x 48", 60" or 72", 10,000 lbs capacity
- Pallet forks, 2.25" x 5" x 48", 60" or 72", 12,000 lbs capacity
- Fully tapered forks, 1.75" x 7" x 48", 12,000 lbs capacity
- Block forks, (set of 6) 2" x 1.5" x 46", 9,000 lbs capacity

† Standard lead times may be increased when optional equipment is added, consult factory.  
‡ Foam-filled tires, standard carriage only. Optional equipment will increase weight.

NA/ENG 07/2022

**SOSEQUIPMENT**

760 rue Bériault, Longueuil, Québec (Canada) J4G 1R8  
1-833-360-3330 | info@sosequipment.ca



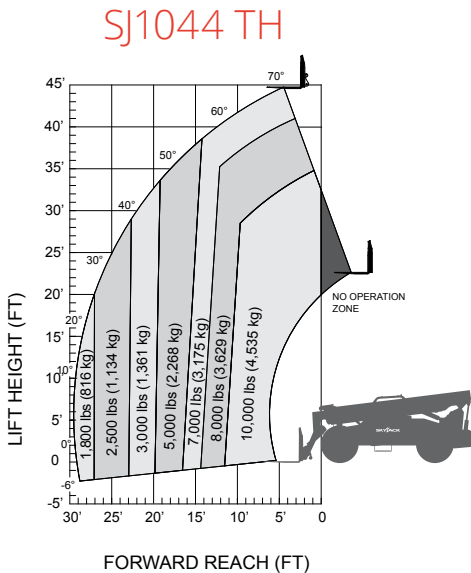
**SKYJACK**  
simply reliable

# SJ1044/1056 TH TELEHANDLERS

SPECIFICATIONS	SJ1044 TH	SJ1056 TH
Maximum Lift Capacity	10,000 lbs (4,535 kg)	
Maximum Lift Height	44' 3" (13.49 m)	56' 3" (17.14 m)
Rated Lift Capacity @ Maximum Height	7,000 lbs (3,175 kg)	4,000 lbs (1,814 kg)
Rated Lift Capacity @ Max Height w. O/R	—	6,000 lbs (2,722 kg)
Maximum Forward Reach	29' 4" (8.94 m)	42' 2" (12.85 m)
Rated Lift Capacity @ Maximum Reach	1,800 lbs (816 kg)	400 lbs (181 kg)
Rated Lift Capacity @ Max Reach w. O/R	—	3,000 lbs (1,361 kg)
O/A Length - Less Forks	21' 2" (6.45 m)	22' 2" (6.75 m)
Overall Height - Stowed	8' 1" (2.47 m)	
Overall Width	8' 5" (2.56 m)	
Ground Clearance	19" (48.3 cm)	
Turning Radius - Outside	147" (3.73 m)	153" (3.89 m)
Operating Weight	28,226 lbs (12,803 kg)	33,336 lbs (15,121 kg)
Engine	74hp / 287 lb-ft Deutz TCD 3.6L T4F	
Max Travel Speed - Forward	15 mph (24 km/h)	
Drawbar Pull	20,000 lbs	
Transmission	Dana Powershift, 3 speeds F/R	
Axles	Dana	
Steering	3 mode (Front Wheel, 4 Wheel, Crab)	
Tires	Foam-Filled 14 x 24 16PR Grip Lug	
Fuel Tank Capacity	35 gal. (132 L)	
Hydraulic Reservoir	43.85 gal. (166 L)	

## OPTIONS

- Closed cab (adds front and top window, sliding side window, wipers, full door, heater/defroster, operator fan)
- Air conditioning (closed cab only)
- Premium joystick
- Back up sensor
- Backup sensor and camera
- Service convenience package (remote axle grease points & clean drain engine oil pan valve)
- Cold weather package (cold start engine oil, 50/50 antifreeze mix, battery blanket & hyd. tank heater)
- Arctic weather package (cold start engine oil, 50/50 antifreeze mix, battery blanket, hyd. tank heater & arctic hydraulic oil)
- Four wheel fenders
- Road light package (2 front headlights, front & rear turn signals, tail lights, brake lights)
- Work light package (2 front facing & 2 rear facing halogen work lights)
- Boom light package (2 boom mounted LED work lights)
- Rotating beacon
- Positive air shut-off valve
- Pintle hitch (in lieu of standard hitch pin)
- Non-destructive testing
- ELEVATE telematics
- Warranty options (3-year and 5-year options available)



Skyjack Head Office  
 55 Campbell Rd. Guelph, ON Canada N1H 1B9  
 Sales Inquiries: 1-877-755-4387 (1-877-SJLIFTS)  
 Main Switchboard: 1-800-265-2738  
 Phone: 519-837-0888  
 Fax: 519-837-8104  
 Email: skyjack@skyjack.com

[www.skyjack.com](http://www.skyjack.com)

**SOSEQUIMENT**

760 rue Bériault, Longueuil, Québec (Canada) J4G 1R8  
 1-833-360-3330 | info@sosequiment.ca

**SKYJACK**  
 simply reliable