

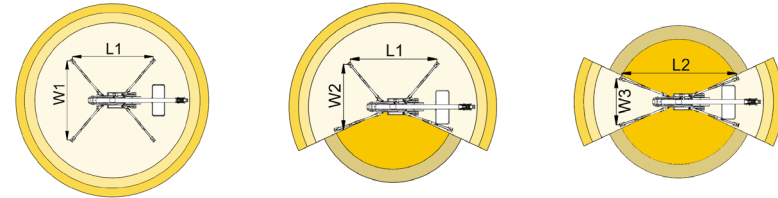

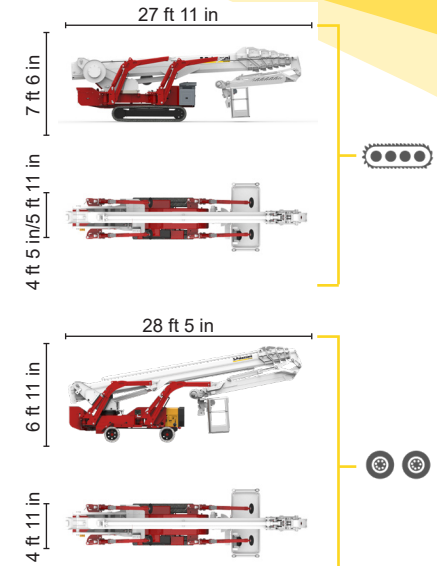
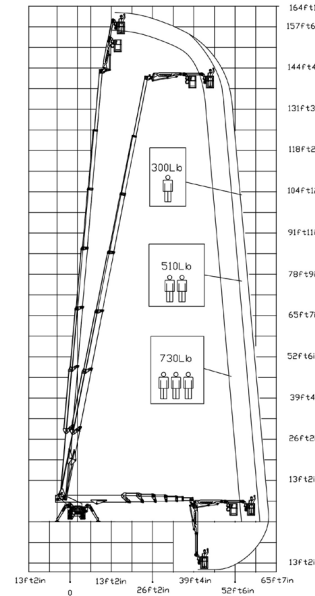




BI-ENERGY



 Diesel
36 kW

 Single-phase
Electric motor
110VAC - 2,2 kW



55 ft 1 in	60 ft 8 in	63 ft 4 in	45 ft 3 in	50 ft 10 in	L1	L2	W1	W2	W3
730 lb*	510 lb	264 lb	730 lb*	264/510 lb	21 ft 2 in	23 ft 7 in	16 ft 12 in	15 ft 3 in	13 ft 7 in



XTJ 157+/C		160 ft 9 in	63 ft 4 in	730 lb*	660°	7 ft 10 in x 2 ft 4 in	90°+80°	13 ft 7 in/16 ft 12 in	23%	38%	0,7 mph	31195 lb	16860 lb	88,5 psf	138,5 psf
XTJ 157+/W		160 ft 9 in	63 ft 4 in	730 lb*	660°	7 ft 10 in x 2 ft 4 in	90°+80°	13 ft 7 in/16 ft 12 in	23%	16%	0,6 mph	28660 lb	16860 lb	81,2 psf	127,2 psf

Available power options:

BI-ENERGY (DIESEL+AC)

SOSEQUIMENT

760 rue Bériault, Longueuil, Québec (Canada) J4G 1R8
1-833-360-3330 | info@sosequiment.ca

Palazzani Industrie S.p.A.

Via del Pavione, 4 - 25050 - Paderno F.C. (BS) - Italy

Tel. (+39) 0306857073

info@palazzani.it

www.palazzani.it



QUALITY SYSTEM
CERTIFIED BY BUREAU VERITAS
= ISO 9001 =



NC 846 A 22

Characteristics and technical data are informative only and subjected to change without notice.