

Genie® Z®-45 XC™ & Z-45 HF

Specifications

Models	Z-45 XC		Z-45 HF	
Measurements	US	Metric	US	Metric
Working height max. ⁽¹⁾	51 ft 6 in	15.86 m	51 ft 6 in	15.86 m
Platform height max.	45 ft 6 in	13.86 m	45 ft 6 in	13.86 m
Horizontal reach max.	24 ft 9 in	7.55 m	24 ft 9 in	7.55 m
Up and over clearance max.	24 ft 5 in	7.44 m	24 ft 5 in	7.44 m
A Platform length	2 ft 6 in	0.76 m	2 ft 6 in	0.76 m
B Platform width	6 ft	1.83 m	6 ft	1.83 m
C Height - stowed	7 ft 4 in	2.25 m	7 ft 4 in	2.25 m
D Length - stowed	21 ft 10 in	6.65 m	21 ft 10 in	6.65 m
E Width	7 ft 6 in	2.29 m	8 ft 5 in	2.57 m
F Wheelbase	6 ft 8 in	2.03 m	6 ft 8 in	2.03 m
G Ground clearance - center	14.8 in	0.37 m	14.8 in	0.37 m

Productivity

Lift capacity max. - unrestricted	660 lb	300 kg	600 lb	272 kg
Lift capacity max. - restricted	1,000 lb	454 kg		
Platform rotation	160°		160°	
Jib length	5 ft	1.52 m	5 ft	1.52 m
Vertical jib rotation	133°		133°	
Turntable rotation	355°		355°	
Turntable tailswing	0 in	0 cm	0 in	0 cm
Drive speed - stowed ⁽²⁾	4.5 mph	7.24 km/h	4.5 mph	7.24 km/h
Drive speed - raised	0.61 mph	0.98 km/h	0.61 mph	0.98 km/h
Gradeability - stowed ⁽²⁾	45 %		45 %	
Tilt sensor activation (front to back/side to side)	4.5°/4.5°		4.5°/4.5°	
Turning radius - inside/outside	5 ft 6 in/14 ft 9 in	1.68 m/4.50 m	5 ft 6 in/14 ft 9 in	1.68 m/4.50 m
Tires (foam-filled)	315/55 D20			

Power

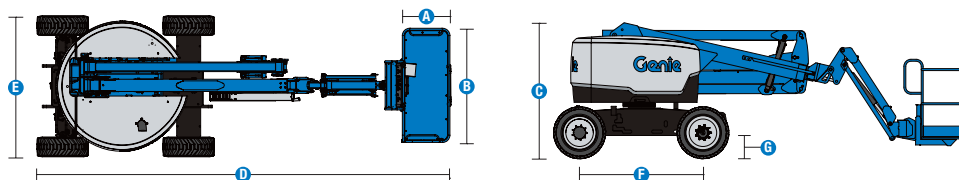
Power	Diesel		Diesel	
Auxiliary power unit	12V DC		12V DC	
Hydraulic tank capacity	22 gal	83 L	22 gal	83 L
Fuel tank capacity	17 gal	64 L	17 gal	64 L

Weight⁽³⁾ and Floor Loading⁽⁴⁾

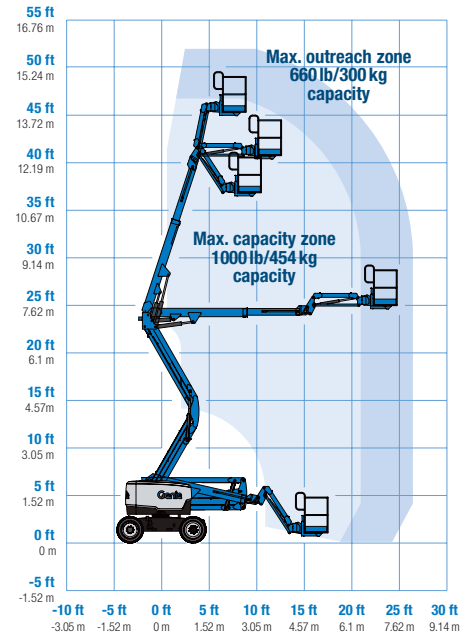
Weight	16,360 lb	7,421 kg	16,050 lb	7,280 kg
Tire contact pressure	80 psi	552 kPa	38 psi	262 kPa
Occupied floor pressure (tires)	231 psf	11.08 kPa	229 psf	10.94 kPa

Sound and Vibration Levels

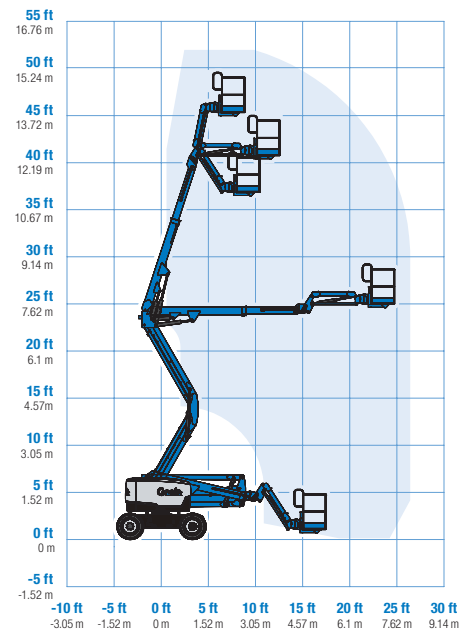
Sound Pressure level (ground workstation)	87 dBA		87 dBA	
Sound Pressure level (platform workstation)	82 dBA		82 dBA	
Vibrations	8 ft 2 in/s ²	2.5 m/s ²	8 ft 2 in/s ²	2.5 m/s ²



Range of motion Z-45 XC



Range of motion Z-45 HF



(1) The metric equivalent of working height adds 2m to platform height. The imperial equivalent adds 6ft to platform height.

(2) Gradeability applies to driving on slopes and may vary depending on options and machine configurations. See operator's manual for details regarding slope ratings.

(3) Weight refers to standard configuration and may vary depending on options and/or country standards.

(4) Floor loading information is approximate and may vary depending on options and machine configurations. It should be used only with adequate safety factors.

Genie® Z®-45 XC™ & Z-45 HF

SKU: Standard Model

- **Z45XC001AF0001:** Z-45 XC, 4WD
- **Z45XC001AF0006:** Z-45 XC, Lift Power 3kW Welder Ready, 4WD
- **Z45XC001AF0007:** Z-45 XC, Lift Power 12kW Welder Ready, 4WD

* Build to Order

Option availability	S	S+	BtO
Power			
49 hp, 37 kW, Deutz D2.9L, Diesel, T4f	✓	✓	○
49 hp, 36 kW, Perkins 404F-E22T, Turbo Diesel, T4f			○
60 hp, 44.7 kW, Ford MSG425 gas/LPG Dual Fuel			○
Cold weather package			○
Engine gauge package			○
LPG tank 33.5 lb		○	○
Positive air shutdown system			○
Anti-restart engine protection	✓	✓	✓
Auto engine fault shutdown	✓	✓	✓
Platform			
6ft/1.83m dual-entry platform with side swing gate	✓	✓	✓
Dual axis joystick steering	✓	✓	✓
Thumb rocker steering			○
Air line to platform			○
Aircraft protection kit			○
Control box covers		○	○
Lift Guard Full Mesh panels			○
Lift Guard Half Mesh panels			○
Light Package: drive and work lights		○	○
Platform auxiliary top rail			○
Lift Power 3kW AC Generator, 110V/60Hz			○
Lift Power 3kW AC Generator, 220V/50Hz			○
Lift Power 12kW Welder ready			○
600lb/272kg load capacity with auto envelope control (HF model)	✓	✓	✓
660lb/300kg & 1000lb/454kg dual load with auto envelope control	✓	✓	✓
AC Power cord to platform	✓	✓	✓
Drive enable system	✓	✓	✓
Horn	✓	✓	✓
Lift Guard Contact Alarm	✓	✓	✓
Lift Tools Work Tray	✓	✓	✓
Platform load sense system	✓	✓	✓
Proportional controls	✓	✓	✓
Self-leveling platform	✓	✓	✓
Travel alarm package: flashing beacons, descent, travel and tilt alarms	✓	✓	✓
Chassis			
Lift Connect Telematics	✓	✓	✓
Lift Connect with Access Manager upgrade		○	○
Biodegradable hydraulic oil			○
Cold weather hydraulic oil			○
Fire resistant hydraulic oil			○
High floatation, air-filled tires			○
Rough terrain, foam-filled tires	✓	✓	✓
Rough terrain, foam-filled, non-marking tires		○	○
Hostile environment kit			○
Tow package			○
2 speed wheel motors	✓	✓	✓
Active oscillating axle	✓	✓	✓
Chassis tilt drive function cut-out	✓	✓	✓
Dual parallelogram lift linkage	✓	✓	✓
Hour meter	✓	✓	✓
Hydraulic oil cooler	✓	✓	✓

Positive air shutdown Deutz engines only

- S Standard
- S+ Standard +
- BtO Build to Order
- ✓ Standard Features
- Options



Zero Tailswing



Rugged Terrainability



Zero-Load Calibration



Genie Genuine Accessories⁽¹⁾

- Lift Tools Productivity Tools
- Lift Connect Telematics
- Tech Pro Link Handheld Device

(1) More accessories available from Genie Genuine Parts.

Product specifications are subject to change without notice or obligation. Photographs and/or drawings herein are for illustrative purposes only. Refer to the appropriate Operator's Manual for instructions on proper equipment use. Failure to follow instructions in the Operator's Manual may result in serious injury or death. The only warranty applicable to our equipment is the standard written warranty applicable to the particular product and sale and we make no other warranty, express or implied. Products and services listed may be trademarks, service marks or trade names of Terex Corporation and/or their subsidiaries in the USA and many other countries. Terex, Genie, Quality By Design, Xtra Capacity, Lift Power, Lift Guard, Lift Tools, Lift Connect and Tech Pro Link are registered trademarks of Terex Corporation or its subsidiaries.

07/22



760 rue Bériault, Longueuil, Québec (Canada) J4G 1R8
1-833-360-3330 | info@sosequiment.ca

